




# Club Health Assessment for District 3 E through December 2025

			Status	Membership						Reports				Finance		LCIF
Club Number	Club Name	Charter Date	Times in Status Quo in Past 2 Years	Current Member Count **	YTD Members Added	YTD Members Dropped	YTD Net Growth% ***	Member Count 1 Year Ago	Dropped Members Avg.Length of Service	Months Since Membership Update	Current Officers Reported ****	Current President Repeated Term	VP Reported *****	Last Date Reported Service (mm/yyyy)	Account Balance	YTD Donations
Clubs less than two years old																
157521	Bokoshe	03/26/2024	Active	27	0	2	-6.90%	37	1	2	Y	3	N	08/2025		
Clubs more than two years old																
1661	BARTLESVILLE	05/04/1921	Active	27	0	3	-10.00%	31	23	0	Y		N	11/2025	90+ Days	\$1,620.00
1896	BRISTOW	11/30/1921	Active	28	0	3	-9.68%	31	9	0	Y		N	05/2023		
47013	BROKEN ARROW	03/05/1987	Active	12	0	1	-7.69%	9	46	0	Y			06/2019		
1702	BROKEN BOW	03/07/1929	Active	12	1	2	-7.69%	16	9	0	N	None	R	05/2024		\$100.00
Exc Award (06/30/2018)																
1664	CHECOTAH	11/18/1921	Active	24	2	4	-7.69%	26	6	0	Y	2		12/2018		
43131	CLAYTON	11/21/1983	Active	22	0	0	0.00%	19		8	Y	4	N	12/2023		\$250.00
1667	COWETA	02/02/1940	Active	16	0	0	0.00%	16		14	Y	4	R	08/2016		
1668	DEWEY	05/13/1952	Active	8	0	0	0.00%	11		6	Y		N	06/2017		
1669	FAIRLAND	10/27/1953	Active	16	2	5	-15.79%	19	16	0	Y		N	12/2025		
1714	HEAVENER	01/30/1923	Active	22	0	2	-8.33%	24	2	4	Y		N	12/2013		
1671	HENRYETTA	05/17/1929	Active	56	4	5	-1.75%	57	12	0	Y		N	06/2025		\$100.00
Exc Award (06/30/2016, 06/30/2018, 06/30/2021)																
43705	HOLDENVILLE	04/30/1984	Active	14	0	4	-22.22%	16	7	0	Y		R	12/2025		
1717	HUGO	06/11/1919	Active(1)	20	1	1	0.00%	13	0	1	Y		N	09/2025		
1718	IDABEL	12/14/1928	Active	27	0	0	0.00%	28		9	Y	2		03/2017		\$250.00
64980	JAY	02/06/2002	Active	10	0	0	0.00%	10		14	Y	5		02/2019		
1725	MC ALESTER	06/13/1918	Active	19	2	6	-17.39%	24	22	0	Y		N	11/2025	90+ Days	
1676	MIAMI	03/18/1921	Active	11	1	0	10.00%	14		5	Y	7		06/2016		
1678	MORRIS	01/24/1961	Active	9	0	0	0.00%	15		4	Y	5		11/2010		
44934	MULDROW	05/09/1985	Active	8	0	0	0.00%	8		14	Y	5				
1679	MUSKOGEE	10/26/1916	Active	21	1	4	-12.50%	25	20	1	Y		N	05/2019		
1681	NOWATA	04/20/1948	Active	6	0	0	0.00%	6		14	Y	8				
1683	OKMULGEE	02/05/1919	Active	26	8	0	44.44%	27		1	Y	2	R	12/2025		\$250.00



## Club Health Assessment for District 3 E through December 2025



Club Number	Club Name	Charter Date	Status	Membership						Reports				Finance	LCIF		
			Times in Status Quo in Past 2 Years	Current Member Count **	YTD Members Added	YTD Members Dropped	YTD Net Growth% ***	Member Count 1 Year Ago	Dropped Members Avg.Length of Service	Months Since Membership Update	Current Officers Reported ****	Current President Repeated Term	VP Reported *****	Last Date Reported Service (mm/yyyy)	Account Balance	YTD Donations	
40488	POCOLA	11/17/1981	Active		15	1	0	7.14%	14		5	Y	2	R	06/2025		\$100.00
1686	PORTER	04/29/1964	Active		16	0	0	0.00%	16		4	Y		R	09/2015		
1727	POTEAU EVENING	01/17/1961	Active		7	0	0	0.00%	7		3	Y	3	R	10/2023		\$789.50
1687	PRYOR	09/23/1948	Active		18	0	4	-18.18%	22	5	4	Y	3	N	07/2025		\$100.00
1689	SALLISAW	04/11/1938	Active		56	0	3	-5.08%	60	3	4	Y		N	04/2018		\$1,020.00
Exc Award (06/30/2016)																	
1926	SAPULPA	06/10/1949	Active		15	0	2	-11.76%	17	33	3	Y		N	04/2017		
61326	TAHLEQUAH	12/07/1998	Active		10	0	0	0.00%	10		9	Y	2		10/2018		
1733	TALIHINA	06/08/1929	Active		8	0	0	0.00%	8		14	Y	5	R	06/2015		
1933	TULSA DOWNTOWN	10/11/1916	Active		33	1	1	0.00%	35	5	0	Y		N	09/2025		\$355.00
Exc Award (06/30/2021)																	
1928	TULSA METRO-MC CULLOUGH	02/09/1956	Active		8	0	1	-11.11%	9	51	0	N	None		06/2018		
36432	VIAN	01/18/1979	Active		7	0	0	0.00%	8		7	Y	4	R	11/2023		
1693	VINITA	04/15/1931	Active		50	1	0	2.04%	57		2	Y		N	07/2023		\$100.00
1694	WAGONER	05/20/1946	Active		19	1	3	-9.52%	22	9	0	Y		N	11/2025		
1737	WILBURTON	05/04/1922	Active		22	6	1	29.41%	26	4	4	Y		IP	08/2025		\$120.00
1697	WYANDOTTE	04/22/1958	Active		11	2	0	22.22%	13		0	Y	13	N	10/2023		

Clubs Cancelled Previous Fiscal Year – Clubs Cancelled within last 12 months may be reinstated

Club Number	Club Name	Charter Date	Current Status*	Cancellation Date
67489	BROKEN ARROW NOON	03/26/2003	Cancelled(6*)	06/29/2025

Current Total Clubs Count	YTD New Clubs Count	YTD Cancelled Clubs Count	YTD Net Club Gain	Current Total Members Count	YTD Add	YTD Drop	YTD Net Growth	YTD Net Growth %	Member Count 12 Months Ago	Average Member Count Per Club	% of Clubs with less than 20 members	% No Officer Report in 12 Months	% of Clubs with balance 90+ days	Number of Clubs in Status Quo	% Status Quo Clubs in Financial Suspension	Number of Cancelled Clubs	Average Cancelled Club Age	Members Lost Due to Cancellation	% of Clubs Cancelled for Non-Financial Reasons
38	0	0	0	736	34	57	-23	-3.03%	806	19	61%	0%	5%	0	0%	0	0	0	0%



Club Health Assessment for District 3 E through December 2025

INTERNATIONAL

			Status	Membership					Reports				Finance	LCIF		
Club Number	Club Name	Charter Date	Times in Status Quo in Past 2 Years	Current Member Count **	YTD Members Added	YTD Members Dropped	YTD Net Growth% ***	Member Count 1 Year Ago	Dropped Members Avg.Length of Service	Months Since Membership Update	Current Officers Reported ****	Current President Repeated Term	VP Reported *****	Last Date Reported Service (mm/yyyy)	Account Balance	YTD Donations

\* - P - Priority Club. Cancellation Reasons: 1-Objectives/conduct, 2-Non-active club, 5-Non-existing club, 6-Disbanding, 7-Merger, 8-Financial Suspension, 9-District/Multiple District Dues.

\*\* Red denotes below 15 active members.

\*\*\* Red denotes 20% + loss.

\*\*\*\* Y - all 3 (President, Secretary, Treasurer) club officers reported, N - not all 3 reported.

\*\*\*\*\* Abbreviation: N-New, IP-Immediate Past, R-Repeat.




# Club Health Assessment for District 3 NW through December 2025

			Status		Membership					Reports				Finance		LCIF
Club Number	Club Name	Charter Date	Times in Status Quo in Past 2 Years	Current Member Count **	YTD Members Added	YTD Members Dropped	YTD Net Growth% ***	Member Count 1 Year Ago	Dropped Members Avg.Length of Service	Months Since Membership Update	Current Officers Reported ****	Current President Repeated Term	VP Reported *****	Last Date Reported Service (mm/yyyy)	Account Balance	YTD Donations
Clubs more than two years old																
1794	BALKO	04/09/1973	Active(1)	17	0	1	-5.56%	19	2	5	N		N	04/2022		
1797	BURLINGTON	12/15/1965	Active	19	0	0	0.00%	19		19	N	None				
1798	CANTON	11/14/1929	Cancelled(8*)	0	0	7	-100.00%	7	29	25	N	None			90+ Days	
1898	CHANDLER	01/10/1946	Active	54	2	5	-5.26%	56	20	0	Y		N	10/2015	90+ Days	
1800	CHEROKEE	05/04/1928	Active	12	0	5	-29.41%	17	3	4	Y		R	08/2025	90+ Days	
1803	CRESCENT	03/23/1935	Active	11	0	0	0.00%	11		21	N	None		06/2015		
1900	CUSHING	04/20/1921	Active	26	0	4	-13.33%	29	18	0	Y	2	N	07/2022		
Exc Award (06/30/2019)																
1901	DAVENPORT	03/18/1954	Active	13	0	0	0.00%	13		16	Y	9	R	10/2020		
1809	FAIRVIEW	04/25/1928	Active	69	3	0	4.55%	63		1	Y		N	06/2019		
1812	GARBER	09/06/1948	Active	12	0	0	0.00%	12		2	Y	5	N	07/2023		\$250.00
1814	GOODWELL	08/30/1948	Active	2	0	0	0.00%	2		26	Y	7	R	11/2025		
1815	GUTHRIE	11/10/1919	Active	24	0	10	-29.41%	34	27	4	Y	3	R	05/2025		
1816	GUYMON	06/27/1928	Active	31	0	0	0.00%	31		4	N	None		04/2024	90+ Days	
1817	HELENA	04/17/1951	Active	9	0	0	0.00%	9		40	N	None		12/2017		
1818	HENNESSEY	01/25/1934	Active	25	1	2	-3.85%	26	18	2	Y	7		12/2025		\$200.00
30757	JET	05/06/1975	Active	17	1	1	0.00%	17	14	1	Y	9	N	07/2025		
1822	KINGFISHER	02/29/1932	Active	34	0	0	0.00%	34		6	Y		N	05/2019		
1823	KREMLIN	04/04/1966	Active	22	0	3	-12.00%	27	9	3	Y		N	08/2023		
1827	LAVERNE	01/20/1947	Active	19	0	0	0.00%	19		5	Y	4	R	07/2025		
Exc Award (06/30/2024)																
1828	LOMEGA L C	12/26/1972	Active	15	0	0	0.00%	15		18	N	None		06/2025		
1832	MEDFORD	10/20/1927	Active	9	0	0	0.00%	9		4	N	None		12/2023		
1911	MORRISON	04/18/1967	Active	36	0	0	0.00%	32		6	Y		N	05/2012		
1829	MULHALL-ORLANDO	03/17/1970	Active	10	0	0	0.00%	11		8	N		N	03/2025		
1913	NEWKIRK	12/08/1950	Active	15	0	1	-6.25%	16	6	1	Y	8		08/2025		
1808	NORTH ENID	08/30/1962	Active	33	5	2	10.00%	31	2	0	Y		N	12/2025		\$4,460.00



## Club Health Assessment for District 3 NW through December 2025

			Status	Membership						Reports				Finance	LCIF	
Club Number	Club Name	Charter Date	Times in Status Quo in Past 2 Years	Current Member Count **	YTD Members Added	YTD Members Dropped	YTD Net Growth% ***	Member Count 1 Year Ago	Dropped Members Avg.Length of Service	Months Since Membership Update	Current Officers Reported ****	Current President Repeated Term	VP Reported *****	Last Date Reported Service (mm/yyyy)	Account Balance	YTD Donations
Exc Award (06/30/2017)																
1835	OKARCHE	11/30/1949	Active	42	0	0	0.00%	45		6	Y		N	10/2022		
1918	PERKINS	01/05/1950	Active	21	0	2	-8.70%	24	2	0	Y		N	07/2025		\$250.00
1919	PERRY	01/14/1926	Active	30	2	1	3.45%	33	3	3	Y		N	10/2024		\$750.00
1921	PONCA CITY AFTER FIVE	04/28/1965	Active	15	3	4	-6.25%	15	6	1	Y	3	R	08/2024		
1920	PONCA CITY NOON	06/30/1922	Active	46	5	0	12.20%	45		1	Y		N	12/2025		\$720.00
Exc Award (06/30/2023)																
1922	PRAGUE	05/16/1949	Active	34	2	1	3.03%	27	7	3	Y		N	07/2025	90+ Days	\$100.00
35025	RINGWOOD	02/13/1978	Cancelled(8*)	0	0	10	-100.00%	10	14	18	N	None		09/2018	90+ Days	
1837	SEILING	12/10/1929	Active(1)	12	0	0	0.00%	13		11	N	None		09/2015		
1930	STILLWATER NOON	06/03/1965	Active	92	7	2	5.75%	82	39	0	Y		N	10/2025		\$5,140.00
Exc Award (06/30/2022, 06/30/2023, 06/30/2024, 06/30/2025)																
1931	STROUD	06/12/1941	Active	25	1	4	-10.71%	26	16	0	Y		N	07/2023		
1841	WAKITA	10/04/1929	Active	22	0	1	-4.35%	23	23	2	Y		R	12/2015		
1842	WATONGA	03/23/1950	Active	23	3	1	9.52%	22	1	1	N	None		10/2023		
1790	WEATHERFORD	04/17/1962	Active	12	0	0	0.00%	12		32	N	3		08/2023		
1845	WOODWARD	01/23/1928	Active	20	2	0	11.11%	24		2	Y	17	R			

Clubs Cancelled Previous Fiscal Year – Clubs Cancelled within last 12 months may be reinstated

Club Number	Club Name	Charter Date	Current Status*	Cancellation Date
1802	COVINGTON	11/24/1964	Cancelled(6*)	12/30/2024

Current Total Clubs Count	YTD New Clubs Count	YTD Cancelled Clubs Count	YTD Net Club Gain	Current Total Members Count	YTD Add	YTD Drop	YTD Net Growth	YTD Net Growth %	Member Count 12 Months Ago	Average Member Count Per Club	% of Clubs with less than 20 members	% No Officer Report in 12 Months	% of Clubs with balance 90+ days	Number of Clubs in Status Quo	% Status Quo Clubs in Financial Suspension	Number of Cancelled Clubs	Average Cancelled Club Age	Members Lost Due to Cancellation	% of Clubs Cancelled for Non-Financial Reasons
37	0	2	-2	928	37	67	-30	-3.13%	960	25	46%	16%	11%	0	0%	2	102	17	0%



Club Health Assessment for District 3 NW through December 2025

INTERNATIONAL

			Status	Membership					Reports				Finance	LCIF		
Club Number	Club Name	Charter Date	Times in Status Quo in Past 2 Years	Current Member Count **	YTD Members Added	YTD Members Dropped	YTD Net Growth% ***	Member Count 1 Year Ago	Dropped Members Avg.Length of Service	Months Since Membership Update	Current Officers Reported ****	Current President Repeated Term	VP Reported *****	Last Date Reported Service (mm/yyyy)	Account Balance	YTD Donations

\* - P - Priority Club. Cancellation Reasons: 1-Objectives/conduct, 2-Non-active club, 5-Non-existing club, 6-Disbanding, 7-Merger, 8-Financial Suspension, 9-District/Multiple District Dues.

\*\* Red denotes below 15 active members.


\*\*\* Red denotes 20% + loss.

\*\*\*\* Y - all 3 (President, Secretary, Treasurer) club officers reported, N - not all 3 reported.

\*\*\*\*\* Abbreviation: N-New, IP-Immediate Past, R-Repeat.



# Club Health Assessment for District 3 SW through December 2025

			Status	Membership						Reports				Finance	LCIF	
Club Number	Club Name	Charter Date	Times in Status Quo in Past 2 Years	Current Member Count **	YTD Members Added	YTD Members Dropped	YTD Net Growth% ***	Member Count 1 Year Ago	Dropped Members Avg.Length of Service	Months Since Membership Update	Current Officers Reported ****	Current President Repeated Term	VP Reported *****	Last Date Reported Service (mm/yyyy)	Account Balance	YTD Donations
Clubs more than two years old																
1698	ADA	05/08/1919	Active	46	2	4	-4.17%	49	6	1	Y	2	N	12/2025		\$500.00
	Exc Award (06/30/2016, 06/30/2018, 06/30/2023)															
1740	ALTUS	04/15/1941	Active	21	7	1	40.00%	14	1	2	Y	2	N	01/2025	90+ Days	\$950.00
	Exc Award (06/30/2017)															
1742	ANADARKO	03/01/1949	Active	40	13	0	48.15%	27		1	N		N	10/2025		\$2,350.00
1743	ARDMORE	03/12/1917	Active	27	0	2	-6.90%	29	3	3	Y	2	N	11/2019		
	Exc Award (06/30/2016)															
1700	ATOKA	03/13/1940	Active	19	0	0	0.00%	22		5	Y	2		06/2019		
	Exc Award (06/30/2016, 06/30/2019)															
67211	BINGER	02/05/2003	Cancelled(8*)	0	0	9	-100.00%	9	18	105	N	None		11/2016	90+ Days	
1747	CACHE	11/20/1958	Active	11	0	1	-8.33%	12	29	2	Y	25	N	11/2025		
1748	CANUTE	08/10/1961	Active	35	3	0	9.38%	35		0	Y	6	R	04/2018	90+ Days	
1853	CHICKASHA	07/28/1917	Active	31	2	2	0.00%	29	2	0	Y		N	02/2024	90+ Days	
1750	CLINTON	04/07/1947	Active	18	0	3	-14.29%	20	12	5	N	None		06/2015		
66624	CORDELL	09/19/2002	Active	8	0	0	0.00%	11		11	N		IP	04/2019		
1756	DUNCAN	07/07/1949	Active	20	0	1	-4.76%	23	20	1	N		N	06/2020		\$200.00
1708	DURANT	01/02/1920	Active	28	5	6	-3.45%	28	3	1	Y		N	08/2024		
1856	EDMOND	03/26/1963	Active	15	0	2	-11.76%	18	4	5	Y	2	N	11/2024		
	Exc Award (06/30/2018)															
1857	EL RENO	08/16/1917	Active	13	0	2	-13.33%	16	3	4	Y		N	11/2017		
49248	EL RENO CANADIAN VALLEY	02/27/1989	Active	19	1	4	-13.64%	20	9	3	Y	4	N			
1759	ELK CITY	05/25/1948	Active	12	0	0	0.00%	14		8	Y	5		05/2018		
1763	FREDERICK	03/04/1920	Active	20	0	0	0.00%	22		5	Y		N	08/2023		
1765	GRANITE	05/21/1948	Active	21	3	3	0.00%	20	3	2	Y	2	N	04/2024		
1858	HARRAH	09/19/1962	Active	16	0	0	0.00%	15		4	Y	2	R	11/2021		
1767	HEALDTON	04/29/1926	Active	11	0	1	-8.33%	12	7	4	N	6	N	07/2018		
52445	HINTON	01/27/1992	Active	16	7	1	60.00%	10	7	2	Y		N	07/2022		
1768	HOBART	05/26/1949	Active	19	3	4	-5.00%	22	13	0	Y		N	06/2025		




# Club Health Assessment for District 3 SW through December 2025

			Status	Membership						Reports				Finance	LCIF			
Club Number	Club Name	Charter Date	Times in Status Quo in Past 2 Years	Current Member Count **	YTD Members Added	YTD Members Dropped	YTD Net Growth% ***	Member Count 1 Year Ago	Dropped Members Avg.Length of Service	Months Since Membership Update	Current Officers Reported ****	Current President Repeated Term	VP Reported *****	Last Date Reported Service (mm/yyyy)	Account Balance	YTD Donations		
1772	LAWTON NOON	02/27/1941	Active	25	1	3	-7.41%	21	17	0	Y	2	R	10/2025	90+ Days	\$1,100.00		
Exc Award (06/30/2017)																		
105627	LAWTON PATRIOTS	06/01/2009	Cancelled(6*)	0	0	0	0.00%	7		6	N	None		01/2020				
1776	MANGUM	10/30/1958	Cancelled(6*)	0	0	0	0.00%	8		6	N	None		01/2020				
1777	MARLOW	01/14/1927	Active	38	2	0	5.56%	37		2	Y							
1863	MIDWEST CITY	01/29/1945	Active	8	0	0	0.00%	8		6	Y	7	R	10/2023				
1867	MUSTANG	11/02/1964	Active	32	9	0	39.13%	21		4	N	7		08/2019				
1870	NORMAN	01/16/1920	Active	37	1	1	0.00%	33	56	1	Y		N					
1871	NORMAN SOONER	04/09/1963	Active	6	0	0	0.00%	9		6	Y			08/2021				\$360.00
1874	OKLA CITY CAPITOLHILL	12/31/1931	Active	11	0	1	-8.33%	13	3	1	Y	2		07/2025				
1877	OKLAHOMA CITY NORTHWEST	08/23/1961	Active	25	3	0	13.64%	24		0	Y		N	10/2025				
Exc Award (06/30/2016)																		
1880	OKLAHOMA CITY WEST SIDE	04/24/1951	Active	15	0	0	0.00%	15		6	Y		N	12/2025		\$466.65		
108808	PAULS VALLEY	06/25/2010	Active	5	0	0	0.00%	9		11	N			09/2021				
1882	POCASSET	06/01/1967	Active	29	0	3	-9.38%	30	14	1	Y		N	04/2018				
1883	PURCELL	04/22/1947	Active(1)	11	0	0	0.00%	11		14	Y	4	N					
1884	RUSH SPRINGS	05/13/1932	Active	16	0	0	0.00%	16		5	N	2						
1730	SEMINOLE	04/30/1935	Active	56	3	2	1.82%	54	7	2	Y		N	09/2025				
Exc Award (06/30/2018)																		
1885	SHAWNEE	12/21/1919	Active	24	0	2	-7.69%	27	6	0	Y	2	N	11/2025	90+ Days	\$300.00		
Exc Award (06/30/2020)																		
1887	SURREY HILLS	04/26/1973	Active	17	2	0	13.33%	18		0	N			09/2018				
1888	THE VILLAGE	03/11/1953	Active	17	0	0	0.00%	17		17	N	None		03/2019		\$60.00		
1734	TISHOMINGO	03/07/1955	Active	23	6	2	21.05%	19	3	0	N	None		10/2020				
1890	UNION CITY	04/18/1958	Active	20	0	2	-9.09%	21	2	2	Y		N	04/2019				
1787	VELMA ALMA	10/14/1952	Cancelled(8*)	0	0	12	-100.00%	12	13	15	N	None		08/2022	90+ Days			
1892	WANETTE	04/27/1965	Cancelled(8*)	0	0	9	-100.00%	9	10	6	N	None		04/2025	90+ Days			
1789	WAURIKA	02/04/1946	Active	8	0	1	-11.11%	12	50	2	Y			02/2019				
1736	WEWOKA	06/24/1926	Active	21	2	0	10.53%	19		1	Y		N	10/2023		\$250.00		





## Club Health Assessment for District 3 SW through December 2025

				Status		Membership					Reports				Finance	LCIF
Club Number	Club Name	Charter Date	Times in Status Quo in Past 2 Years	Current Member Count **	YTD Members Added	YTD Members Dropped	YTD Net Growth% ***	Member Count 1 Year Ago	Dropped Members Avg.Length of Service	Months Since Membership Update	Current Officers Reported ****	Current President Repeated Term	VP Reported *****	Last Date Reported Service (mm/yyyy)	Account Balance	YTD Donations

Clubs Cancelled Previous Fiscal Year – Clubs Cancelled within last 12 months may be reinstated

Club Number	Club Name	Charter Date	Current Status*	Cancellation Date
1723	KONAWA	09/23/1927	Cancelled(8*)	12/30/2024
30319	LAWTON N E	03/11/1975	Cancelled(6*)	08/29/2024
1860	LINDSAY	04/07/1947	Cancelled(8*)	12/30/2024
1775	LONE WOLF	01/09/1950	Cancelled(8*)	12/30/2024
1778	MARIETTA	11/06/1946	Cancelled(8*)	12/30/2024
123242	Newcastle Community	09/30/2014	Cancelled(8*)	12/30/2024

Current Total Clubs Count	YTD New Clubs Count	YTD Cancelled Clubs Count	YTD Net Club Gain	Current Total Members Count	YTD Add	YTD Drop	YTD Net Growth	YTD Net Growth %	Member Count 12 Months Ago	Average Member Count Per Club	% of Clubs with less than 20 members	% No Officer Report in 12 Months	% of Clubs with balance 90+ days	Number of Clubs in Status Quo	% Status Quo Clubs in Financial Suspension	Number of Cancelled Clubs	Average Cancelled Club Age	Members Lost Due to Cancellation	% of Clubs Cancelled for Non-Financial Reasons
43	0	5	-5	910	75	84	-9	-0.98%	947	21	51%	2%	12%	0	0%	5	125	30	-60%

\* - P - Priority Club. Cancellation Reasons: 1-Objectives/conduct, 2-Non-active club, 5-Non-existing club, 6-Disbanding, 7-Merger, 8-Financial Suspension, 9-District/Multiple District Dues.

\*\* Red denotes below 15 active members.

\*\*\* Red denotes 20% + loss.

\*\*\*\* Y - all 3 (President, Secretary, Treasurer) club officers reported, N - not all 3 reported.

\*\*\*\*\* Abbreviation: N-New, IP-Immediate Past, R-Repeat.